



# The Right Steps

To A Well Behaved Dog

**"DOGGY DIGEST"**

Summer Newsletter 2014

## Summer Safety: Dangers to Avoid!



With Summer arriving potential dangers come to mind....

**Dangers you ask? What dangers?** Here are some examples of things to be aware of and avoid: walking on hot pavement/asphalt, blistering paws, muzzled dogs, exercising in heat, water toxicity for dogs that swim or play in the water, rattlesnakes, fox tails, hot vehicles, ticks, being aware black or dark colored dogs heat up faster than light coated dogs, and take extra care with your brachycephalic (short nosed) breeds.

Please keep in mind heat stroke in pets, like humans, is very serious and always an Veterinarian Emergency Visit. Why you ask? Because they can die from being overheated!

To help prepare to know what heat stroke symptoms are check out online: <http://pets.webmd.com/dogs/heat-stroke-dehydration-dogs>


Also, keep in mind other animals can suffer from heat issues as well: Cats, Horses, Rabbits, and Birds to name a few. Take extra safety precautions with all 4 and 2 legged pets.

Do you have a black or dark dog coated dog? Think about a Saratoga Horseworks Cool Coat for walking and dog events. They are white, reflect heat and can get wet to keep dogs cool. Find at [www.cleanrun.com](http://www.cleanrun.com).

Keep in mind these help keep your dogs cooler; that said remember to check how hot the pavement is? If you cannot comfortably stand barefoot on

the cement/pavement for 5 minutes, then do NOT walk your dogs!

Remember to think first; plan ahead to keep summer safe and fun.



**Questions? Speak with your Veterinarian.**

### Inside This Issue




Summer Safety	1
4th of July Safety	1
Socialization	2
NACSW K9 Nose Work	3
Loose Leash Walking Tips	3
The Right Steps Contact Information & Services	4
The Right Steps Summer 2014 Class Schedule & Details	4



**Do you have noise sensitive pets?** Remember to practice safe management of door access and yard access to prevent escaping animals. Take outside on leash to potty. Close up the house, turn on t.v. or



radio, get out favorite toys and treats and have a fun party with your pets! A favorite of mine is the Thundershirt! They now have them for cats too! See: [www.thundershirt.com](http://www.thundershirt.com). Other Natural Options: Rescue Remedy, and D.A.P. or F.A.P. Spray or Diffusers.



## Puppy Socialization 101: Getting Started Early

**Congratulations, you are thinking of getting a new puppy or may have already brought home your cute ball of fluff! Be proactive, now is the time to begin to think about and start early and safe socialization with your puppy!**

It starts first with researching your Veterinarian. Choose one who not only knows their Veterinarian Medicine, but one who promotes using positive methods and has patience, takes time handling your new puppy and knows the benefits of early safe socialization!

Shy or fearful puppies may be scared at their Veterinarian visits and may growl or snap. This is an important place for them to refer you to a Positive Professional Trainer or Behaviorist (P.H.D.) who can help your puppy and you get on the road to safe and proper socialization.

Avoid using harsh methods with your puppy, such as treating aggression with aggression. This is likely to result in increased aggression as the puppy ages and leads to heartache for you and your puppy.

Socialization is all about fun, safe, positive experiences! Negative experiences are not socialization.

So you may ask, if my puppy does not have all of its vaccinations, how do I socialize my puppy?

First you need to do your homework and research what quality socialization is and how to weigh the pros/cons of doing it early versus waiting until your puppy has all of its vaccinations.

Unsure? See the American Veterinary Society of Animal Behavior’s Statement: [http://avsonline.org/uploads/position\\_statements/puppy\\_socialization.pdf](http://avsonline.org/uploads/position_statements/puppy_socialization.pdf)

We have 3 fantastic articles (2 written by Veterinarians) on our website, under [Helpful Tips & Articles](#) about the benefits of early socialization. Please take the time to read them ([Messer Socializa-](#)

[tion](#), [Unwanted Dogs](#), and [Socialization](#)).

Keep in mind the peak socialization window is rapidly closing by 12-14 weeks of age. Continued socialization after this window, throughout adolescence and into adulthood is important, but the early window is the best opportunity to convince your puppy from the beginning the new world is full of things that equal fun and yummy treats and toys! Then you have a nice jump start to continue socializing your puppy. Socialization does not stop!

**If you are unsure how to start socializing your puppy early please contact us. [The Right Steps](#) has been specializing successfully in [Puppy Socialization and Training Classes](#) for well over 15 years! We have a great track record of helping those shy puppies, with the help of their families, become much more confident happy puppies.**

So what do puppies need to have positive exposure to? Here are a few ideas to get you started.... People (adults and children of all different ages, shapes, sizes, and colors), puppy safe healthy dogs (dogs that are safe with and friendly with puppies), car rides (in secured crates or doggy seat belts in the middle back seat of your vehi-



cle), different types of footing to walk on (stairs, cement, tile, carpet, grass, rocks, safe but unstable surfaces—like puppy safe ground level agility equipment, a bunch of hula-hoops on the ground overlapping, and a tarp), other animals (cats—that are puppy safe/friendly), crates, exercise pens, your friends, family, and loved ones, new environments (taking your puppy secured in and supervised 100% in a shopping cart on a blanket, while shopping at your pet friendly local hardware store for example—call ahead and see if the places you go are pet friendly and if it is okay to bring your new puppy while shopping in your cart or bring a blanket and take the puppy out to an outside café or coffee house to hang out with you.

**Keep in mind you are your new puppy’s protector. It is solely up to you to keep your puppy’s experience fun and safe! Be aware of your surroundings at all times. Don’t feel obligated to have to let people fawn over your new puppy or to let unknown dogs say hi. For your puppy, safety and a positive experience always comes first. It is okay to say no.**

Envision your puppy’s happy body language at home (relaxed body posture, happy puppy grin, gentle tail wag, etc.), then when you are out and about you will know if you are going at your puppy’s speed or pushing too fast.

**Never force your fearful puppy onto what it is afraid of. Step back and take note. Go slowly and don’t push.**

Have a blast with your new puppy, enjoy every moment as time passes so quickly.

**Remember the importance of keeping it fun and safe for your puppy, to maximize socialization/positive exposure. Sometimes you have to go slow to go fast, especially for shy puppies!**

**Set your puppy up for success!**

## **NACSW K9 Nose Work—Check It Out!**

Are you looking for something fun to do with your dog? K9 Nose Work is a fast and upcoming very popular dog sport for dogs of all shapes, sizes, breeds, ages, and handlers of different fitness levels.

K9 Nose Work can just be done for fun to give your dog a fun job, build confidence, and provide great mental stimulation equaling a very tired happy dog!



For Handlers who like to compete and trial, our [NACSW \(National Association of Canine Scent Work\)](#) offers Trialing opportunities currently for Level 1, Level 2, and Level 3 of both Trials and Element Matches.

The Founders of our sport are Professional Detection Dog Handlers; therefore our sport is trained utilizing their methods which is different from other scenting venues or sports.

Our dogs are trained to do 4 types of Element Searches—Containers, Interiors, Exteriors, and Vehicles—searching for Q-Tips scented with 3 different Essential Oils of Birch, Anise, or Clove.

Our sport is 100% obedience free! Our motto is “Trust Your Dog”!

Like any dog sport the key is taking the time to lay a solid foundation of training over time. We are tapping into each dogs natural hunting/searching ability, then working on problem solving skills.

It is important not to rush or skip steps in order to have a solid working dog at all levels. Handlers learn how odor works, how the environment affects the dogs searching and odor, and how to handle their dogs on and off long lines.



## **Loose Leash Walking—Back to the Basics**

Do you hate going for a walk with your puppy or dog? Tired of being dragged down the street or look like your walking a wild animal on the end of your leash?

Don’t despair, training can help! That said, training will take commitment, patience, and time.

Avoid physical corrections and harsh equipment like prong collars, choke chains, and shock collars as they can be very dangerous and painful to your dogs physical and mental well being.

Look to positive safe equipment to help you on your walks like [The Original Front Clip Sense-Ation or Sense-Ible Harnesses by Soft Touch Concepts](#). — [www.softtouchconcepts.com](http://www.softtouchconcepts.com) .

Think ahead before you start your loose leash exercise—set your dog and you up for success! Exercise them before training, work them before breakfast/dinner,

take the best of the best treats/toys out with you on your walk! Remember you are competing with the exciting real world! Need help? Seek the help of [a Professional Positive Trainer](#). Contact us at The Right Steps: 916-966-6883.

Pick areas to work that are at your dog’s level of training. Use distance from distractions to help get and keep their focus. Only increase difficulty as your dog is ready—work at your dog’s level at that moment in time.

Remember not to be afraid to reward good behavior like eye contact and loose leash walking, acknowledge and pay with WOW yummy treats, toy fun, and more fun walking! Teach them these behaviors are worthwhile as they pay well.

Whereas any pulling/tension on the leash gets all fun and walking to come

to a stop every time! Only a loose leash will get you walking forward (wait for them to come back to you and check in or sit), the continue to walk. If they don’t check in or sit to produce a loose leash, say “lets go” and change directions, until the leash is loose, then repeat and head back the direction you wanted to go originally.

**Be consistent and take the time to train right. Have patience. You can do it!**





# The Right Steps

## To A Well Behaved Dog

### The Right Steps / Cindy C. Smith, CNWI

916-966-6883 / [therightsteps@comcast.net](mailto:therightsteps@comcast.net)

Website: [www.therightsteps.com](http://www.therightsteps.com)

E-mail: [therightsteps@comcast.net](mailto:therightsteps@comcast.net)


Services: Pet Dog Supplies & Fittings, Dog Training, Cat Clicker Training, & Photography.

### Physical Location:

Madison Plaza  
8516 Madison Ave.,  
Fair Oaks, CA 95628

### Mailing Address:

P.O. Box 1717  
Fair Oaks, CA 95628



### Summer Classes & Private Training:

Surviving Puppyhood Classes: Saturday Afternoons (12:00p.m. or 1:10p.m.) or Thursday Evenings (7:00p.m. or 8:10p.m.)

Dates: Fri. 06/06/14, Sun. 06/22/14, Thurs. 07/10/14, & Sat. 07/19/14 & More — Only 6-7 puppies maximum per Class.

\$185.00 for 6 Weeks / Small Class Size / (Puppies 9 to 16 Weeks of Age) - Each Class is 45 Minutes of Training plus an encouraged, but optional, 15-20 minute complimentary off leash or on leash play time.

### Surviving Adolescence & Adult Dog Back to the Basics Classes:

Saturday Afternoons (3:00p.m. or 4:10p.m.) or Wednesday Evenings (7:00p.m. or 8:10p.m.)

Dates: Fri. 06/06/14, Sun. 06/22/14, Wed. 07/09/14, & Sat. 07/19/14 & More — Only 6 puppies maximum per Class.

\$185.00 for 6 Weeks / Small Class Size / (Adolescent Puppies 4 Months and Older including Older Adolescents, Adult Dogs, & Seniors) - Each Class is 1 Hour of Training Time.

K9 Nose Work Classes: By Cindy C. Smith, CNWI (Certified Nose Work Instructor with the NACSW) - Offered: Days and Times Vary - Explore helping your dog turn on its nose to better hunting and searching abilities! The sport is built on the same training foundation used for narcotics/explosive dogs, but on a fun and safe public sport level. Builds confidence, helps environmentally sensitive dogs, reactive dogs, dogs of any age & limited mobility, provides great mental stimulation, & a happy dog! **Fantastic Sport!**

\$185.00 for 6 Weeks (each class week is 1.5 Hours) - Great summer & winter fun for those too hot or wet days! **Check our Website, call, or e-mail for current starting dates! Openings Available!**

Private Training & Day Training: Offered Wednesdays, Thursdays, & Fridays by Appointment. **Positive Training Methods offered for puppies/dogs of all ages and kittens/cats!** For puppies/dogs they may be located in your home, off-site, or at our training facility; kittens/cats in-home only. Great for families and/or those with limited time! Training customized to your specific goals and needs. Train with us or choose that we train for you! **Training bought to you. — Call now for your Appointment!**